












COMPOSE (MAKE UP) YOUR OWN UKULELE PIECE

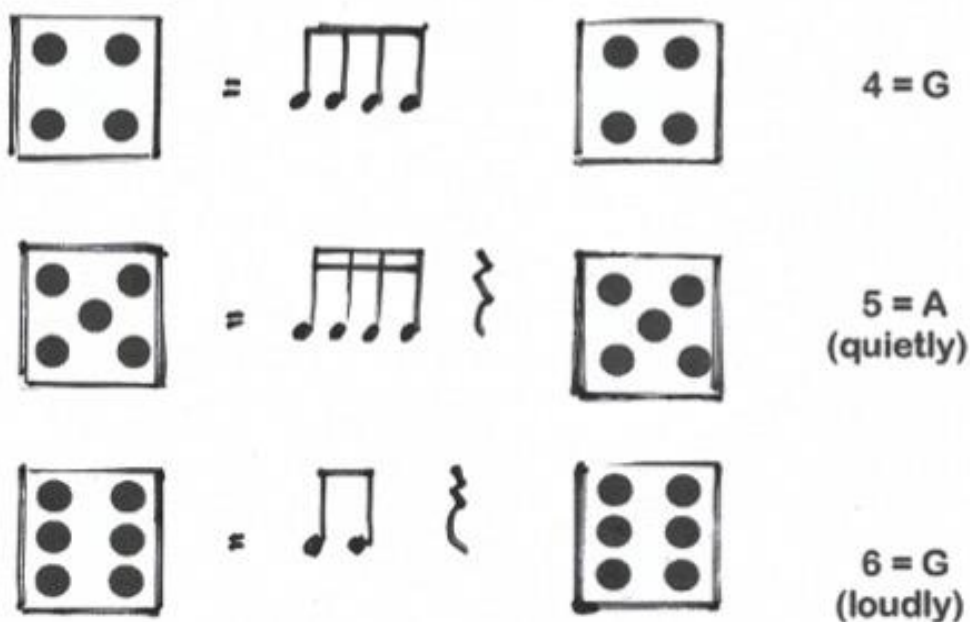


Choose a rhythm, choose a string and make up a lovely tune 🎵

<u>Rhythm</u>		<u>String</u>	
	= 		1 = A
	= 		2 = E
	= 		3 = C

STRING 1 IS CLOSEST TO THE FLOOR

STRING 4 IS CLOSEST TO THE CEILING



HOW TO PLAY :

- * Step number 1 - roll a Dice whatever number your Dice lands on is the Rhythm you play.
- * Step number 2 - roll the Dice again.... whatever number it lands on this time, is the string that you play your Rhythm on.
- * Step number 3 – roll the Dice again....whatever number it lands on is the number of times you play the rhythm on the string from Step number 2.
- * In Step number 2 = if you land on a 5 play the string very quietly and if you land on a 6, play the string very loudly.
- * Repeat all steps over and over ... put it all together and hopefully you will have composed your very own piece of music.

Perhaps you could record it and show your friends and family what a wonderful tune you have created - Have fun, stay safe and enjoy 🎸

If you haven't got a dice, draw the dice numbers 1 to 6 in squares on a piece of paper, cut them out, throw them into a cup, shake and select a number.

You can try this activity even if your instrument is out of tune!

